

KOMATSU

PC24MR-5 PC26MR-5



Mini-excavator

Engine power
15.8 kW / 21.2 HP @ 2500 rpm

Operating weight
PC24MR-5: 2340 - 2620 kg
PC26MR-5: 2640 - 2900 kg

Bucket capacity
0.035 - 0.085 m³

High versatility, low fuel consumption and
safe performance in tight spaces



Engine power

15.8 kW / 21.2 HP @ 2500 rpm

Operating weight

**PC24MR-5: 2340 - 2620 kg
PC26MR-5: 2640 - 2900 kg**

Bucket capacity

0.035 - 0.085 m³



Powerful and environmentally friendly

- Low-consumption EU Stage V engine
- Completely renewed for EU market
- Komatsu fuel-saving technology

First-class comfort

- Newly designed cab
- Grammer adjustable suspension seat (option)
- Improved operator convenience
- Multiple accessories around the operator's seat
- Spring-assisted front windows
- New boom swing cylinder on left side

Total versatility

- Designed for easy transportation on 3.5 tonnes trailer (PC24MR-5)
- Lehnhoff Powertilt available as factory fit
- 3rd auxiliary circuit for hydraulic powertilt and 4th line for hydraulic quick-coupler single effect (option)
- Compact undercarriage of 1450 mm with low step height for easy access & egress (PC24MR-5)
- Hydraulic quick coupler line (option)
- Proportional control for attachments (option)

Safety first

- LED working lights (option)
- Dual lock system for PPC controls
- Secondary engine shutdown switch
- Seat belt caution indicator
- Boom and arm hose burst safety valves plus overload warning device (standard)

Easy maintenance

- Improved filtration
- Easy maintenance access direct from ground level
- Fully opening engine door and side cover
- Lowered fuel refilling point for easy refilling

Komtrax

- Komatsu Wireless Monitoring System
- 4G mobile communications
- Integrated communication antenna
- Increased operational data and reports

Powerful and environmentally friendly



Komatsu EU Stage V

The Komatsu EU Stage V engine is productive, dependable and efficient. With ultra-low emissions, it provides a lower environmental impact and a superior performance to help reduce operating costs and lets the operator work in complete peace of mind.

Komatsu CLSS

The CLSS (Closed-centre Load Sensing System) hydraulic circuit guarantees power, speed and perfect control to all movements, including simultaneous ones. The combination of the variable displacement pump and of CLSS allows operators to perform all required movements with maximum efficiency, regardless of the load or rpm.

Tradition and innovation

The new compact mini-excavator PC24/26MR-5 is the product of the competence and the technology that Komatsu has acquired for over 100 years. The project was developed with a constant attention to the needs of customers from all over the world. The result is a user-friendly machine with a top-class performance.

Total versatility

Easy to transport

Thanks to its convenient weight, the new PC24MR-5 can be moved together with two standard-sized buckets on a small 3.5 tonnes trailer, with a simple car driver's licence. No truck is required to easily transport the machine to a jobsite, and back to the yard.



Powertilt option

Lehnhoff Powertilt is available as factory fit. It combines all benefits of a quick-coupler with a tilt motor, offering a huge work range of $2 \times 90^\circ$ swivel range on both sides. Additional auxiliary lines allow the utilisation of complex attachments such as rotating grapples. Piping is routed over the arm for better protection and long lasting design. While Lehnhoff Powertilt is perfect for very precise bucket movements, it's also well suitable for breaker applications.

First-class comfort



An optimal work environment

Developed with an exceptional care to details, Komatsu's new high comfort spacious cab offers a quiet and comfortable work environment. Special attention was given to the operator, with much more leg room, ergonomic and dedicated PPC controls, and an efficient ventilation system. The wider cab door now makes access a lot easier. The swing cylinder was relocated to the left side of the excavator to minimise protrusion, making it easier to work near a wall.

Perfect operator convenience

For any specific job, you can choose among many available configurations: short or long arm, cab or canopy, rubber or steel shoes, road-liner (PC26MR-5 only). A 1/2 way auxiliary hydraulic circuit allows the usage of multiple working tools, such as a hammer, a clamshell bucket, an auger, etc. Proportional controls are available, in option, for the safe and precise operation of attachments. The automatic travel speed shift function allows smooth and efficient operation. You can choose auto 2-speed or fixed 1st speed travel for easy shifting during blade operation by pressing the speed selector button on the blade lever. A 12 Volt power port is also included in the cab.



Information & communication technology



Knowledge

You get quick answers to basic and critical questions about your machines – what they're doing, when they did it, where they're located, how they can be used more efficiently and when they need to be serviced. Performance data is relayed by wireless communication technology (satellite, GPRS or 4G depending on model) from the machine to a computer and to the local Komatsu distributor – who's readily available for expert analysis and feedback.

Convenience

Komtrax enables convenient fleet management on the web, wherever you are. Data is analysed and packaged specifically for effortless and intuitive viewing in maps, lists, graphs and charts. You can foresee eventual maintenance issues and required spare parts, and troubleshoot a problem before Komatsu technicians arrive on site.



The way to higher productivity

Komtrax uses the latest wireless monitoring technology. Compatible on PC, smartphone or tablet, it delivers insightful and cost saving information about your fleet and equipment, and offers a wealth of information to facilitate peak machine performance. By creating a tightly integrated web of support it allows proactive and preventive maintenance and helps to efficiently run a business.

Power

The detailed information that Komtrax puts at your fingertips 24 hours a day, 7 days a week gives the power to make better daily and long-term strategic decisions – at no extra cost. Problems can be anticipated, maintenance schedules customised, downtime minimised and machines kept where they belong: working on the jobsite.



Easy maintenance



Excellent serviceability

Newly designed fully opening engine door and side cover provide a quick access to daily inspection points. For major maintenance and tasks, the front side cover is easily removable

with access direct from ground level. The fuel filler is located low for refueling in a safe and easy-to-reach position. A large fuel filter and fuel pre-filter with water separator protect the engine.

High durability bushings and a 500 hours engine oil change interval further lower operating costs.

Highest reliability and safety

Work in tight spaces

The new short-tail PC24/26MR-5 delivers optimal power and digging speed, even in confined spaces where traditional machines can't work: yards, road works, demolition sites, sewers, etc. Sturdy and very stable, it guarantees maximum safety and offers complete operator confidence in any working conditions.

Optimal jobsite safety

For increased jobsite safety, the PC24/26MR-5 includes a dual lock lever neutral detection system for travel and work equipment levers, along with a seat belt caution indicator and a secondary engine shutdown switch.

X-frame

The X-frame ensures maximum stress resistance and optimal stress distribution. Its shape makes the machine a lot more rigid and reliable. In addition, it facilitates the regular undercarriage cleaning operations and the spoils removal process.



Secondary engine shutdown switch



Seat belt caution indicator on the dashboard



Hose burst valves on boom and arm cylinders

Specifications

Engine

Model	Komatsu 3D76E-6
Type	Swirl chamber
Engine power	
at rated engine speed	2500 rpm
ISO 14396	15.8 kW / 21.2 HP
ISO 9249 (net engine power)	15.4 kW / 20.7 HP
No. of cylinders	3
Bore × stroke	76 × 82 mm
Displacement	1115 cm ³
Max. torque / engine speed	66.6 Nm / 1875 rpm
Cooling system	Water
Air filter type	Dry
Starter motor	Electric motor with pre-heating air system for cold climate
Fuel	Diesel fuel, conforming to EN590 Class 2/Grade D. Paraffinic fuel capability (HVO, GTL, BTL), conforming to EN 15940:2016

Drives and brakes

Type	2 levers with pedals giving full independent control of each track
Drive method	Hydrostatic
Hydraulic motors	2 × axial piston
Reduction system	Planetary gear
PC24MR-5	
Maximum drawbar pull	20.2 kN (2060 kgf)
Max. travel speeds (Lo / Hi)	2.8 - 4.6 km/h
PC26MR-5	
Maximum drawbar pull	26.0 kN (2650 kgf)
Max. travel speeds (Lo / Hi)	2.4 - 4.0 km/h

Undercarriage

Construction	X-frame centre section with box section track frames
PC24MR-5	
Track rollers (each side)	3
Shoe width	250 mm
Ground pressure (standard)	0.25 kg/cm ²
PC26MR-5	
Track rollers (each side)	4
Shoe width	300 mm
Ground pressure (standard)	0.25 kg/cm ²

Swing system

The rotation is operated by means of an orbital hydraulic motor. Single ball-bearing ring with internal, induction hardened toothring. Centralised lubrication of the unit.

Swing speed	8.9 rpm
-------------	---------

Hydraulic system

Type	Komatsu CLSS
Main pumps	1 × variable displacement pump 2 × gear pump
Max. pump flow	51.0 + 16.0 + 11.3 l/min
Max. operating pressure	24.5 MPa (245 bar)
PC24MR-5	
Hydraulic motors	
Travel	2 × variable displacement motor
Swing	1 × fixed displacement motor
Hydraulic cylinders (bore × stroke)	
Boom	70 × 453.5 mm
Arm	65 × 451 mm
Bucket	50 × 469.5 mm
Boom swing	80 × 429.5 mm
Blade	65 × 135 mm
Bucket digging force (ISO 6015)	18.8 kN (1920 kgf)
Arm crowd force (ISO 6015)	
970 mm arm	13.6 kN (1390 kgf)
1320 mm arm	11.3 kN (1150 kgf)
PC26MR-5	
Hydraulic motors	
Travel	2 × variable displacement pump
Swing	1 × fixed displacement pump
Hydraulic cylinders (bore × stroke)	
Boom	70 × 447 mm
Arm	65 × 451 mm
Bucket	55 × 460 mm
Boom swing	80 × 429.5 mm
Blade	70 × 135 mm
Bucket digging force (ISO 6015)	22.0 kN (2245 kgf)
Arm crowd force (ISO 6015)	
1115 mm arm	14.0 kN (1430 kgf)
1370 mm arm	12.1 kN (1235 kgf)

Environment

Engine emissions	Fully complies with EU Stage V exhaust emission regulations
Noise levels	
LwA external	93 dB(A) (2000/14/EC Stage II)
LpA operator ear	76 dB(A) (ISO 6396 dynamic test)
Vibration levels (EN 12096:1997)	
Hand/arm	$\leq 2.5 \text{ m/s}^2$ (uncertainty K = 1.2 m/s^2)
Body	$\leq 0.5 \text{ m/s}^2$ (uncertainty K = 0.2 m/s^2)

Operating weight (appr.)

	PC24MR-5	PC26MR-5
Rubber shoes	2490 kg	2790 kg
Steel shoes	2620 kg	2900 kg
Canopy	- 150 kg	- 150 kg

Operating weight, including cab, standard bucket, operator, liquids, filled tank and standard equipment (ISO 6016).

Blade

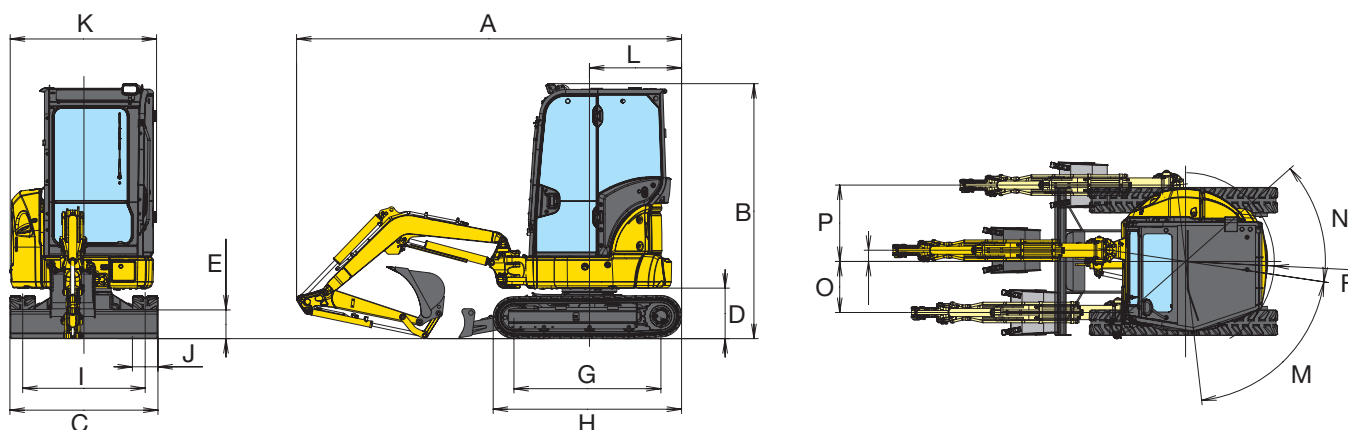
Type	Electro-welded, single unit structure
PC24MR-5	
Width × height	1450 × 300 mm
Blade, max. lifting height	340 mm
Blade, max. digging depth	240 mm
PC26MR-5	
Width × height	1500 × 345 mm
Blade, max. lifting height	325 mm
Blade, max. digging depth	325 mm

Service refill capacities

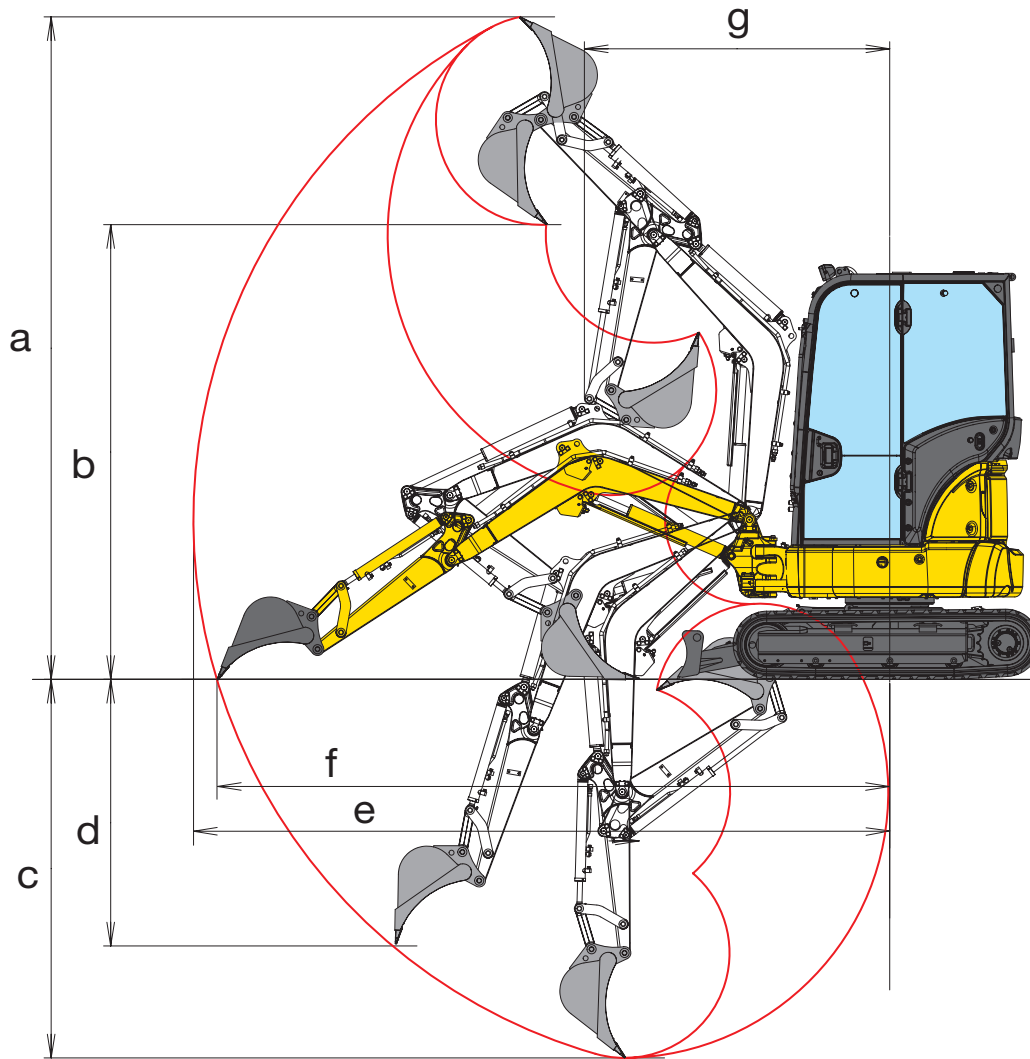
Fuel tank	28 l
Cooling system	3.0 l
Engine oil	3.8 l
Hydraulic system	30 l

Machine dimensions

		PC24MR-5		PC26MR-5	
Boom length	mm	1810		1950	
Arm length	mm	970	1320	1115	1370
A Overall length	mm	3750	3850	4045	4045
B Overall height	mm	2525		2560	
C Overall width	mm	1450		1500	
D Clearance under counterweight	mm	495		530	
E Ground clearance	mm	250		285	
F Tail swing radius	mm	870		870	
G Track length on ground	mm	1440		1485	
H Track length	mm	1845		1945	
I Track gauge	mm	1200		1200	
J Shoe width	mm	250		300	
K Overall width of upper structure	mm	1435		1435	
L Distance, swing center to rear end	mm	905		950	
M/N Boom swing angle	°	75 / 50		75 / 50	
O Boom offset LH	mm	510		510	
P Boom offset RH	mm	760		760	



Working range




Working range		PC24MR-5		PC26MR-5	
Arm length	mm	970	1320	1115	1370
a Max. digging height	mm	3965	4265	4140	4340
b Max. dumping height	mm	2685	2985	2930	3090
c Max. digging depth	mm	2315	2665	2470	2720
d Max. vertical wall digging depth	mm	1590	1900	1540	1760
e Max. digging reach	mm	4150	4500	4430	4660
f Max. digging reach at ground level	mm	4000	4350	4280	4530
g Min. swing radius	mm	1790	1940	2010	2075
Min. swing radius at boom swing	mm	1450	1515	1580	1645

Lifting capacity

A Reach from swing centre





B Bucket hook height

Lifting capacities, including bucket, bucket linkage and bucket cylinder





 Rating over front

 Rating over side





PC24MR-5 with cab, over side

Arm length	A	Max.	4.0 m	3.0 m	2.0 m
	B				
970 mm	3.0 m kg	440	-	-	-
	2.0 m kg	300	-	385	-
	1.0m kg	265	-	365	685
	0.0 m kg	280	-	350	645
	-1.0 m kg	385	-	-	655
1320 mm	3.0 m kg	340	-	295	-
	2.0 m kg	250	-	310	-
	1.0m kg	225	-	360	700
	0.0 m kg	235	-	345	640
	-1.0 m kg	300	-	340	630





PC26MR-5 with cab, over side

Arm length	A	Max.	4.0 m	3.0 m	2.0 m
	B				
1115 mm	3.0 m kg	400	-	385	-
	2.0 m kg	300	-	425	-
	1.0m kg	270	-	410	760
	0.0 m kg	285	-	390	720
	-1.0 m kg	370	-	390	725
1370 mm	3.0 m kg	350	-	295	-
	2.0 m kg	270	-	350	-
	1.0m kg	245	260	415	780
	0.0 m kg	255	-	390	720
	-1.0 m kg	320	-	385	715





PC24MR-5 with cab, over front, blade up

Arm length	A	Max.	4.0 m	3.0 m	2.0 m
	B				
970 mm	3.0 m kg	465	-	-	-
	2.0 m kg	355	-	460	-
	1.0m kg	320	-	440	840
	0.0 m kg	340	-	425	800
	-1.0 m kg	465	-	-	815
1320 mm	3.0 m kg	345	-	295	-
	2.0 m kg	300	-	315	-
	1.0m kg	270	-	440	780
	0.0 m kg	285	-	415	795
	-1.0 m kg	360	-	415	790





PC26MR-5 with cab, over front, blade up

Arm length	A	Max.	4.0 m	3.0 m	2.0 m
	B				
1115 mm	3.0 m kg	400	-	385	-
	2.0 m kg	380	-	425	-
	1.0m kg	345	-	520	995
	0.0 m kg	365	-	500	950
	-1.0 m kg	475	-	500	960
1370 mm	3.0 m kg	350	-	295	-
	2.0 m kg	340	-	350	-
	1.0m kg	315	330	525	930
	0.0 m kg	325	-	500	950
	-1.0 m kg	405	-	495	950

PC24MR-5 with cab, over front, blade down

Arm length	A	Max.	4.0 m	3.0 m	2.0 m
	B				
970 mm	3.0 m kg	465	-	-	-
	2.0 m kg	445	-	480	-
	1.0m kg	480	-	645	1180
	0.0 m kg	610	-	785	1110
	-1.0 m kg	740	-	-	1215
1320 mm	3.0 m kg	345	-	295	-
	2.0 m kg	320	-	315	-
	1.0m kg	335	-	485	780
	0.0 m kg	405	-	655	1155
	-1.0 m kg	555	-	665	1180

PC26MR-5 with cab, over front, blade down

Arm length	A	Max.	4.0 m	3.0 m	2.0 m
	B				
1115 mm	3.0 m kg	400	-	385	-
	2.0 m kg	430	-	425	-
	1.0m kg	470	-	590	1125
	0.0 m kg	525	-	710	1395
	-1.0 m kg	595	-	640	1225
1370 mm	3.0 m kg	350	-	295	-
	2.0 m kg	375	-	350	-
	1.0m kg	410	425	525	930
	0.0 m kg	465	-	675	1345
	-1.0 m kg	530	-	675	1285

Ratings are based on ISO standard 10567. Rated loads do not exceed 87% of hydraulic lift capacity or 75% of tipping load. Excavators used in object handling operations must comply with the related local regulations and must be equipped with hose burst valves (boom & arm) and an overload warning device in compliance with EN474-5.

- The values marked with an asterisk (*) are limited by the hydraulic capacities.
- Calculations are based on the machine resting on a uniform and firm surface.
- The lifting point is a hypothetical hook placed behind the bucket.

Standard and optional equipment

Engine

Komatsu 3D76E-6 diesel engine	●
EU Stage V compliant	●
Automatic two-speed travel control	●
Alternator 12 V / 40 A	●
Starter motor 12 V / 1.4 kW	●
Batteries 12 V / 45 Ah	●

Hydraulic system

Komatsu closed-centre load sensing (CLSS) hydraulic system	●
PPC control lever and pedals for steering and travel	●
Adjustable PPC wrist control levers for arm, boom, bucket and swing	●
Hydraulic line for hammer and for 2-way equipment up to boom and arm (HCU-A)	●
Proportional controls for attachment on joystick	○
Relieve valve on service spool	○
Hydraulic quick-coupler line	○
2nd auxiliary hydraulic circuit (HCU-C)	○
3rd auxiliary circuit for hydraulic powertilt and 4th line for hydraulic quick-coupler single effect	○
Lehnhoff Powertilt	○
Lehnhoff quick-couplers	○

Undercarriage

250 mm rubber shoes (PC24MR-5)	●
300 mm rubber shoes (PC26MR-5)	●
250 mm steel shoes (PC24MR-5)	○
300 mm steel shoes (PC26MR-5)	○
300 mm road-liner shoes (PC26MR-5)	○

Cabin

ROPS (ISO 3471) / OPG (ISO 10262) level 1 cab with heating, skylight, pull-up type front window with locking device, lower window, windscreen-wiper, floor mat	●
Adjustable suspension seat with retractable seat belt	●
12 Volt power supply	●
Beverage holder	●
Radio	○
Adjustable de-luxe suspension seat with retractable seat belt (Grammer)	○
Canopy	○

Service and maintenance

Automatic fuel line de-aeration	●
Double element type air cleaner with dust indicator and auto dust evacuator	●
Komtrax – Komatsu wireless monitoring system (4G)	●
Toolkit	●

Safety equipment

Electric horn	●
Audible travel alarm	●
Boom and arm safety valves plus overload warning device	●
Lifting cylinder guard	●
Rear-view mirrors	●
Battery main switch	●
ROPS (ISO 12117) - OPG (ISO 10262) level 1	●
Secondary engine shutdown switch	●
Seat belt caution indicator	●
Dual lock system for PPC controls	●
Blade safety valve	○
Rotating beacon	○

Lighting system

Working light on boom, 2 front working lights on cab, rear working light on cab	●
LED lighting system: Working light on boom, 2 front working lights on cab, rear working light on cab	○



Work equipment

Blade	●
970 mm arm (PC24MR-5)	●
1115 mm arm (PC26MR-5)	●
Boom cylinder protection guard	●
Protection for boom safety valve	●
1320 mm arm (PC24MR-5)	○
1370 mm arm (PC26MR-5)	○
Bucket range (250 - 550 mm)	○
1300 mm ditch cleaning bucket	○
Bucket linkage with lifting eye	○



A wide range of buckets and attachments is available. Your Komatsu distributor is ready to assist you with the selection of suitable options.

Other equipment

Standard counterweight	●
Change-over valve on bucket cylinder for clamshell bucket utilization (PC26MR-5)	○
Biodegradable oil for hydraulic system	○
Customised paint	○

Further equipment on request

- standard equipment
- optional equipment

This specification sheet may contain attachments and optional equipment that are not available in your area. Please consult your local Komatsu distributor for those items you may require.

Materials and specifications are subject to change without notice.

Your Komatsu partner:

KOMATSU

[komatsu.eu](https://www.komatsu.eu)

